

# Wish order sync manual



The Wish order synchronization is currently supported for [Shopify](#), [Magento](#), [Magento 2](#), [WooCommerce](#), [Lightspeed](#), [Shoplo](#), [Prestashop](#), [BigCommerce](#) and [CCV Shop](#) platforms.

## Table of Contents

- 1 [Update your Koongo plan](#)
- 2 [Order sync setup](#)
  - 2.1 [Add connection](#)
  - 2.2 [Select the Wish connection](#)
  - 2.3 [Fill user details](#)
  - 2.4 [Sync your orders](#)
- 3 [Orders configuration](#)
  - 3.1 [Activate Order Synchronization](#)
  - 3.2 [Order Synchronization Level](#)
  - 3.3 [Order Type](#)
  - 3.4 [Product Identification Attribute](#)
  - 3.5 [Order Cancellation Reason](#)
- 4 [Order details](#)

## Update your Koongo plan



Prior the Wish order sync setup, you need to upgrade your plan and add a **connection**. For more details, please check [My Plan & Pricing manual](#).

### Current Usage

1 stores	5 channels	193 products	0 connections	0 orders
----------	------------	--------------	---------------	----------

💡 Stores limit of your current plan has been reached. [Upgrade your plan!](#)

### Change plan limits

Shopify App	Pay only the resources you use!
 <b>Current limits</b>	 <b>New limits</b>
1 language ↕	<input type="range" value="1"/> 1 language ↕
10 channels ↕	<input type="range" value="10"/> 10 channels ↕
2000 products ↕	<input type="range" value="4000"/> 4000 products ↕
0 connections ↕	<input type="range" value="1"/> 1 connection ↕
0 orders ↕	<input type="range" value="100"/> 100 orders ↕ \$13 for each 100 additional orders above plan
Support through Support Desk via e-mail ↕	Support through Support Desk via e-mail ↕
<b>\$30 /month</b> <small>Excluding VAT</small>	<b>\$57 /month</b> <small>Excluding VAT</small>
Expiration Date: <b>Never</b>	<input type="button" value="I agree with this plan"/>
	<small>This is NOT double charge. Your previous charge will be canceled!</small>

## Order sync setup

To activate the Wish order synchronization, please follow the steps below:

### Add connection

Click **Add Connection** button.

Orders

Order Syncing Connections

+ Add Connection

Statistics

Synchronize Orders

Edit Store

ID	Channel	Market	API	Sync Orders	Status	Message	Actions

Order List

Reset Filter Search

ID	Channel	Market	ID in Store	Customer	Created At	Price	Order Status	Sync. Status	Details	Actions


From:  To:


There are no items matching this selection.


Select the Wish connection


Select the Wish connection from the list


Add New Connection

















Fill user details

Click **Connect Wish Account** button. Fill your Wish account details. Save the settings.

# Channel API Connection - Wish.com

Connection Form

Manual

Back

Save And Continue Edit

Save

### Connection Info

Connection Label *	Status
Wish.com	CONNECTED

### Auth Config

Connect Wish Account

### Orders Config

Activate Order Synchronization	ACTIVE
Order Synchronization Level	Orders & Stock
Order Types	FBR and FBW orders
Product Identification Attribute	SKU
Order Cancellation Reason *	STORE_IS_UNABLE_TO_FULFILL_ORDER

## Sync your orders

Click **Synchronize Orders** button

# Orders

## Order Syncing Connections

+ Add Connection

Statistics

Synchronize Orders

Edit Store

ID	Channel	Market	API	Status	Message	Actions
3890	<a href="#">Wish.com</a>		wish_marketplace	ACTIVE		⋮ ⚙️ 🗑️

## Order List

Reset Filter Search

8 Item(s)

Show 50 per page

ID	Channel	Market	ID in Store	Customer	Created At	Price	Order Status	Sync. Status	Details	Actions
					From: <input type="text"/>	From: <input type="text"/>				
					To: <input type="text"/>	To: <input type="text"/>	<input type="text"/>	<input type="text"/>		
5fbaa2			<a href="#">3075545596091</a>	Donna	Nov 23, 2020 1:49:36 AM	42 €	CANCELED	OK	<i>i</i>	⋮
5fb996			<a href="#">3074042757307</a>	Enis	Nov 22, 2020 6:42:45 AM	339 €	COMPLETE	OK	<i>i</i>	⋮
5fb7dc			<a href="#">3071613075643</a>	Peltter	Nov 20, 2020 11:36:14 PM	102 €	COMPLETE	OK	<i>i</i>	⋮
5fb711			<a href="#">3069626777787</a>	Marie	Nov 20, 2020 8:47:31 AM	54 €	COMPLETE	OK	<i>i</i>	⋮

## Orders configuration

You can modify various parameters in the **Orders Config** section

## Channel API Connection - Wish.com

Connection Form

Manual

← Back

✔ Save And Continue Edit

✔ Save

## Connection Info

Connection Label *	Status
Wish.com	CONNECTED

## Auth Config

Connect Wish Account

## Orders Config

Activate Order Synchronization
ACTIVE ▾
Order Synchronization Level
Orders & Stock ▾
Order Types
FBR and FBW orders ▾
Product Identification Attribute
SKU ▾
Order Cancellation Reason *
STORE_IS_UNABLE_TO_FULFILL_ORDER ▾

## Activate Order Synchronization

You can set the connection to **Active** or **Disabled**.

## Order Synchronization Level

The Order Synchronization Level option can be set to **Orders&Stock** or **Stock only**.

## Order Type

You can select to sync FBR or FBW orders, or both.

## Product Identification Attribute

Store attribute which is mapped to SKU attribute during eBay product syncing.

## Order Cancellation Reason

Default reason for order cancellation at Wish.

## Order details

You can check each [order details](#).

